

# OnApp 5.3 API Guide

The API enables cloud integration with third party applications. This guide is a complete reference for all API calls and includes detailed API information, code and output examples. The version of the guide corresponds to the latest OnApp API version. For comprehensive instructions on previous versions, refer to corresponding guides at [docs.onapp.com](https://docs.onapp.com).

- The OnApp API is RESTful
- All function calls respond to XML and JSON exchange formats
- All function calls need authorization and authentication (Basic HTTP or API key)
- The OnApp API is backward compatible within one major version. However, a new major version might include changes that are not backward compatible with the previous one.

## API Authentication

To authenticate using HTTP Basic, just use your username/password combination. Curl example:

```
curl -u user:userpass
```

To authenticate using API key, put your account email as a login and the key to the server as a password.

## HTTP Methods

The API uses the following HTTP methods:

**GET** - used for retrieving information from a particular URI

**POST** - used for creating new object and adding new transactions into the queue

**PUT** - used for altering object properties



NOTE: updated\_at value is changed in PUT requests even if the request fails.

**DELETE** - used for object deletion

## HTTP response codes




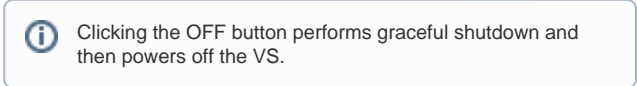

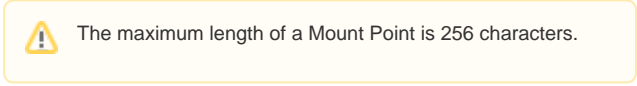

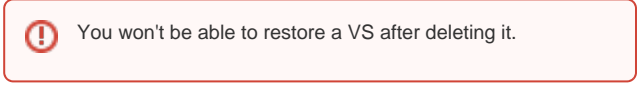

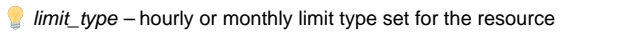
The API returns appropriate HTTP status codes for every request:

<b>200 OK</b>	The request completed successfully
<b>204 No content</b>	The request completed successfully. The 204 status is returned on DELETE and PUT requests
<b>201 Scheduled</b>	The request has been accepted and scheduled for processing
<b>403 Forbidden</b>	The request is correct, but could not be processed.
<b>404 Not Found</b>	The requested URL is incorrect or the resource does not exist. For example, if you request to delete a user with ID {5}, but there is no such a user in the cloud, you will get a 404 error.
<b>422 Unprocessable Entity</b>	The sent parameters are erroneous.
<b>500 Internal Server Error</b>	An error occurred. Please contact support.
<b>503 Service Unavailable</b>	The request cannot be handled currently, due to a temporary overloading or maintenance of the server. This condition is temporary and the request will be handed after a certain delay.

## Formatting and naming conventions

The table below represents all the existing formatting and naming conventions used in this guide:

Convention	Explanation	Example
<code>user:userpass</code>	stands for <i>username:password</i> combination	Admin:123456

onapp.test	stands for address, where your Control Panel is located	<i>Example.com</i>
:id	stands for the resource ID. Sometimes also: :resource_id	23
<i>italics</i>	all the parameters are italicised	<i>currency_code</i>
* (asterisk)	marks the required parameters	<i>label</i> *
preformatted	indicates request examples in XML or JSON	GET /roles.xml
	<b>Code block</b> indicates console requests and response examples.	
 info	An info message emphasizes or explains the information within the chapter.	 Clicking the OFF button performs graceful shutdown and then powers off the VS.
 note	A note message contains information essential for the task completion.	 The maximum length of a Mount Point is 256 characters.
 warning	A warning message informs you of something you should not do or be cautious.	 You won't be able to restore a VS after deleting it.
	The element showing new parameters added in the latest release of API.	 <i>limit_type</i> – hourly or monthly limit type set for the resource

## FAQ

### Q: Is it possible to enable API access via https?

A: We can enable https for your cloud, which can be used for both WebUI access and API access. Or you can do so yourself: the Apache config file is located at: /etc/httpd/conf.d/onapp.conf

### Q: Can you create a VS on behalf of another user?

A: No. It is possible to switch VS owners, however. Refer to [Change a VS owner](#) section for details.

### Q: How are passwords stored – in plain text?

A: No, passwords are not stored in plain text. Except for a login and password combination, you can use email + API key combination to authorize a user via the API. API keys can be generated and changed easily on a user's profile page (as well as through the API). For security reasons we recommend users authenticate through the API key, not the login and password.

### Q: Which parameters are required, and which are optional?

A: Required parameters are marked in this guide with an asterisk \*.